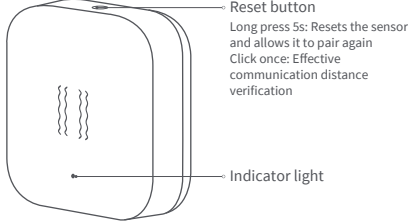


Aqara Vibration Sensor T1 User Manual

Product Introduction

The Aqara Vibration Sensor T1 is a vibration sensor with a built-in high-precision acceleration sensor that can sense the vibration and movement of objects. It communicates with the hub through the low-power Zigbee communication protocol. It can trigger scenarios such as sounding a hub's alarm after detecting glass break and sending an alarm message to a connected mobile phone.

- * This product needs to be used with an Aqara Zigbee hub.
- * This product is for indoor use only.
- * To make this product compatible with Apple HomeKit, you need to use an Aqara hub. For more details, please visit www.aqara.com.



Device access

1. Please download the latest version of Aqara Home App through the App Store or scan the QR code below.



Aqara Home App

2. Please make sure that the Aqara Home account you are using has been bound to an Aqara hub device. If the hub is not bound, please refer to the hub manual to add the hub to the app.
3. Open the app, click "+" in the upper right corner of the homepage, enter the Add Device (Accessory) page, and select "Vibration Sensor T1", Follow the prompts; You can also scan the QR code on the device to add the device in the Add Accessory page.

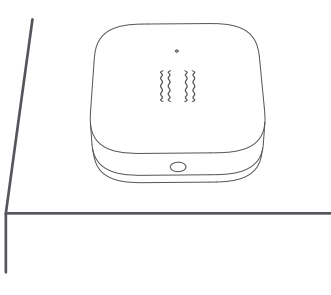
* If device adding fails, please move the product closer to the hub. Restart the device and try again.

4. Change a setting on the device through the App. If the device's status changes, it means the device connection is normal.

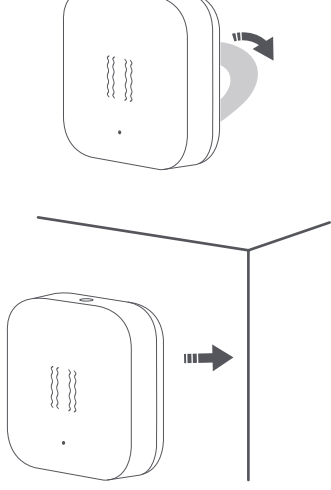
- * Effective distance verification: Click the Reset button once, and the hub will emit a sound, indicating that the device and the hub can communicate effectively (only Aqara Home app supports this function).
- * For best user experience, please update the device's firmware to the latest version before using it after the device is bound.

Product Installation

Method 1: No sticker needed, just place it on the desired flat surface.



Method 2: affix it on wall/other surface with the adhesive sticker.



- * Please make sure the surface where you are applying the sticker is clean and dry.
- * To ensure stable wireless communication, please avoid installing the device on a metal surface.
- * Before using the device for the first time, please remove the battery insulation film.

Product Specifications

Product Model: VB-S01D
Product dimensions: 36 × 36 × 9 mm (1.42 × 1.42 × 0.35 in)
Battery: CR2032
Wireless protocol: Zigbee
Operating temperature: -10°C ~ 50°C (14°F ~ 122°F)
Operating humidity: 0~95% RH, non-condensing

Warnings and safety precautions

1. This product is for indoor use only, please do not use it outdoors;
2. Be careful to prevent moisture, do not splash water or other liquids on this product;
3. Do not place this product near heat sources;
4. Do not allow children to play with the device and keep the device away from children;
5. This product is only used to improve the safety and convenience of your home. If a user violates the product instructions and these precautions, the manufacturer will not be responsible for any risks and/or property losses as a result.
6. Please do not attempt to repair the device yourself; this work should be performed by authorized professionals.
7. This device is not suitable for safe use in areas 2000 meters above sea level.

Service hotline: 400-990-7973 (10:00 - 18:00 on weekdays)
Service website: www.aqara.com/support
Service Email: support@aqara.com
Manufacturer: Lumi United Technology Co., Ltd.
Address: Room 801-804, Building 1, Chongwen Park, Nanshan iPark, No. 3370, Liuxian Avenue, Fuguang Community, Taoyuan Residential District, Nanshan District, Shenzhen, China